

SPECIFICATIONS

MODEL	POWER	BOR E	STROK E	ADVANCE	RAM SPEED PRESS	RETURN	CAPACITY (TONS)	WEIGHT (LB S.)	SHIPPING DIMENSIONS L x W x H
RTP-250	10 HP 3 phase	12"	16"	17 IPM	4 IPM	21 IPM	250	10,000	74" x 98" x 114"

Standard voltages available - please specify when ordering.

ROLL-IN TABLE PRESS 250 Ton

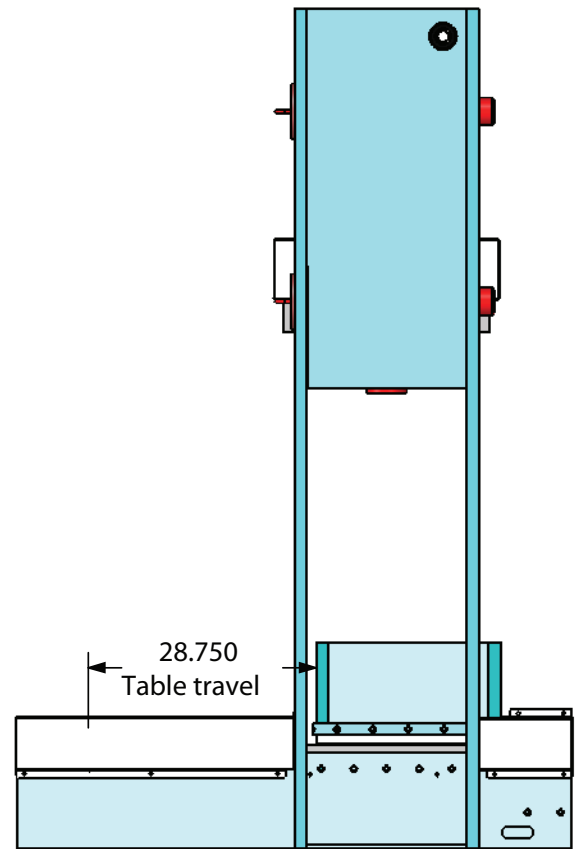
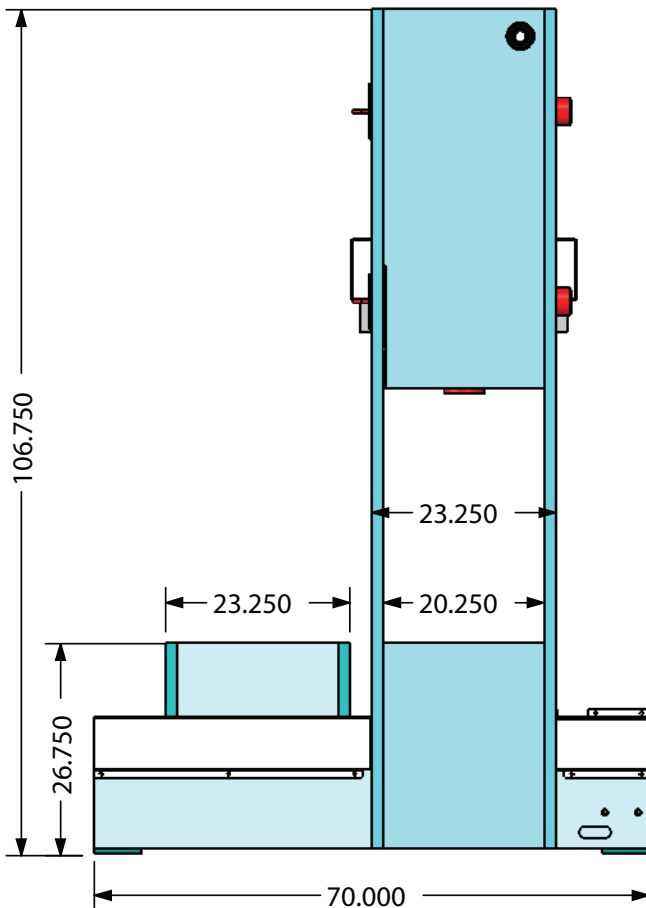
STANDARD FEATURES

- ✓ Powered movable table for ease of loading & positioning workpiece under cylinder.
- ✓ Powered movable workhead for off-center work allows operator to position the cylinder from left to right with the touch of a lever.
- ✓ Hydraulic power lift for vertical displacement of head assembly.
- ✓ Cylinder activation is fingertip controlled, the more the hand lever is engaged the more the ram movement is accelerated. This allows the operator to control the proper speed for the task.
- ✓ Pressure regulator to limit the ram pressure.

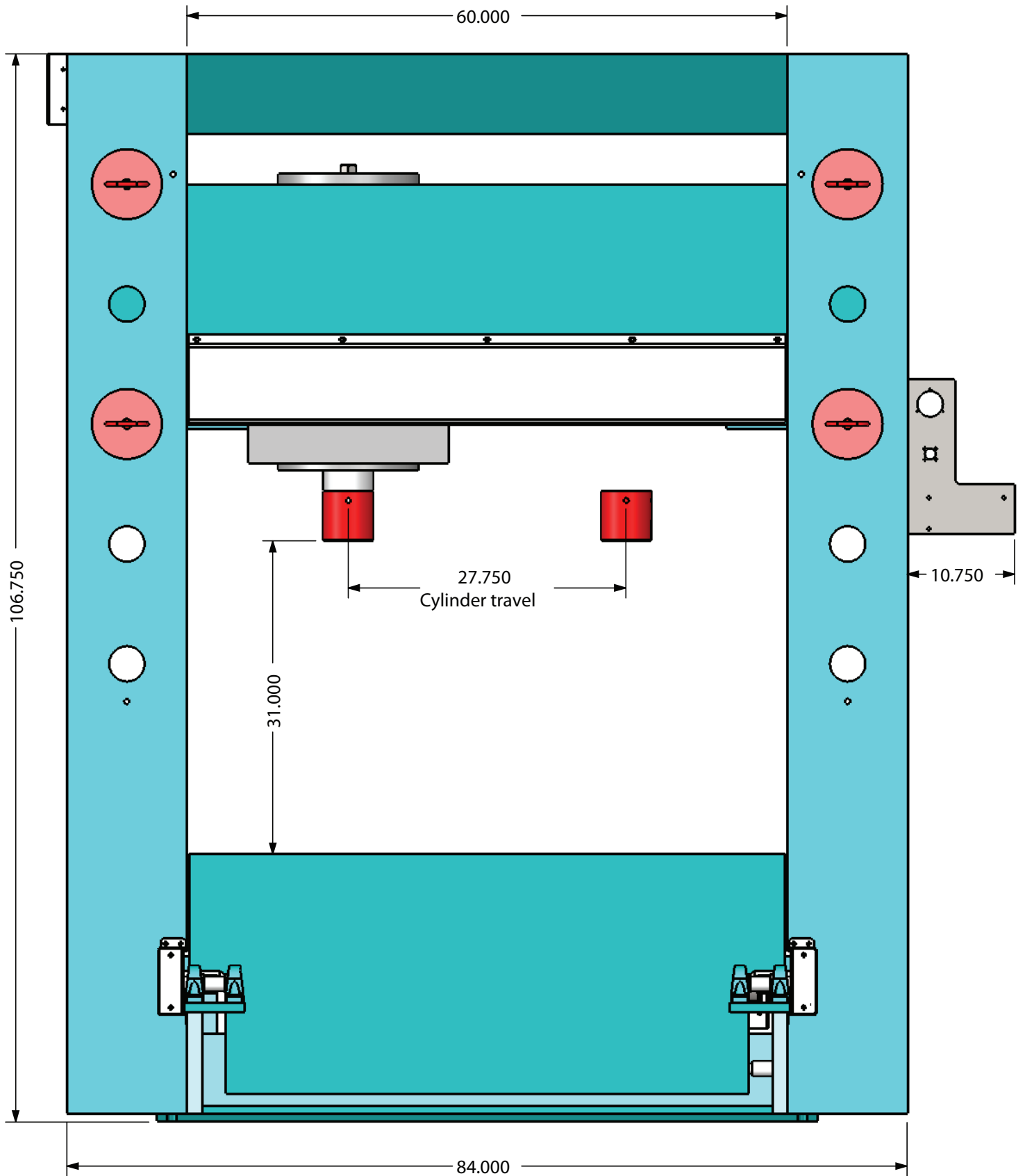
AVAILABLE OPTIONS

Custom designs available
We Build Them your Way!

FSG-250 Front safety guard for operator protection.



PRESS MASTER



PRESS MASTER

